



» HAND AND SKIN CLEANING «

ACTOMAN®

Skin Wash and Cleansing Product

- ✓ Used for hand and body cleaning
- ✓ Compatible with skin pH
- ✓ Dermatologically tested and approved in the German **DERMATEST** laboratory
- ✓ Soap-free
- ✓ Has a pleasant odor
- ✓ Suitable for sensitive skin



Actoman® has been developed for frequent hand and body washing in case of need. Protects the skin's moisture balance thanks to its content. Provides thorough cleansing without any skin dryness due to the different surfactants it contains.

Abundant and permanent foam is formed during washing. Easy to rinse. It does not contain soap. Provides balanced and effective cleaning for both healthcare workers and patients.



German Company



ACTO® Pharma
Disinfection
Sterilisation
Hygiene
Active Chemical Technology Organisation

Skin Wash and Cleansing Product

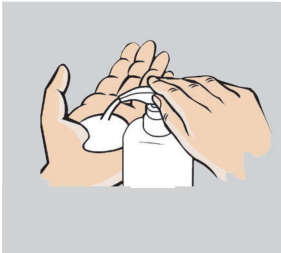
Method of Use:

Wash your hands with plenty of water, apply 1-2 pumps of product to your hands. Wash thoroughly for 20 seconds up to your wrist. Rinse with plenty of water and dry.

Chemical Composition:

Aqua, Sodium Laureth Sulfate, Cocamide DEA, Myristamine Oxide, Glycerin, Propylene Glycol, Sodium Chloride, Citric Acid, Mixture of 5-Chloro-2-methyl-isothiazole-3 (2H) -one and 2-Methylisothiazole-3 (2H) -one with magnesium chloride and magnesium nitrate, Perfume, CI 42045.

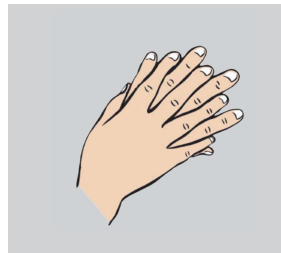
Instructions For Use:



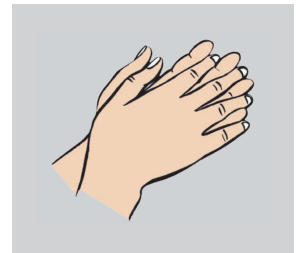
1st step:
Apply **Actoman®** to the palm of one hand.



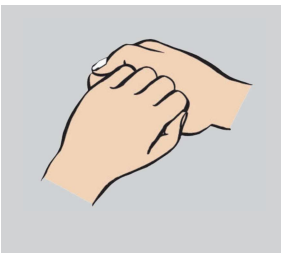
2nd step:
Cover the whole surface of hands up to wrists, rubbing palm to palm.



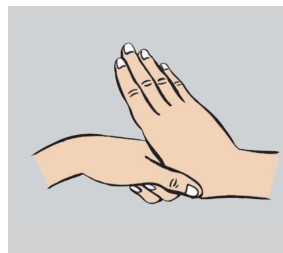
3rd step:
Rub right palm over the back of left hand with interlaced fingers and vice versa.



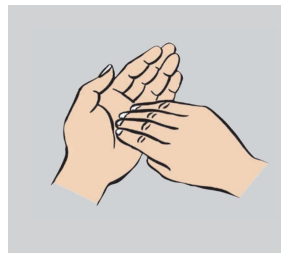
4th step:
Rub again palm to palm with interlaced fingers.



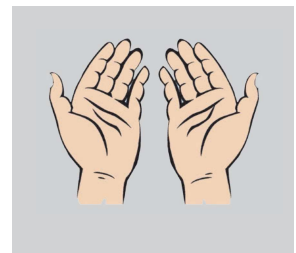
5th step:
Rub the back of fingers to opposing palms with fingers interlocked, repeating this action for each hand.



6th step:
Rub rotationally right thumb clasped in left palm and vice versa.



7th step:
Rub rotationally backwards and forwards with clasped fingers of left hand in right palm and vice versa.



8th step:
Let the hands to dry by air.

Packaging		
Unit	Pieces in a Box	Article-No.
500 ml	30	06.8603.500
1 L	10	06.8603.1

