
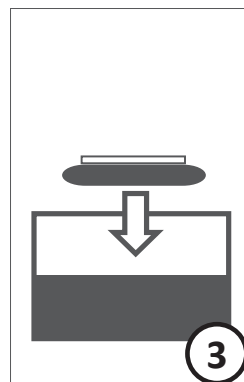


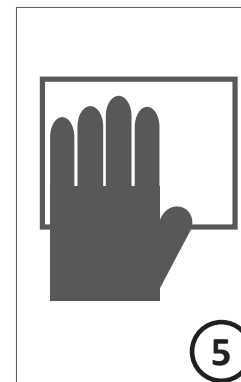
Wear suitable protective gloves, goggles and clothing.



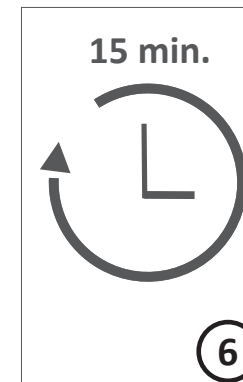
Add the product to the water at the recommended concentration.



Immerse the wipe to the solution or spray to the surface.



Start wiping and disinfection process.



Wait for the recommended action time for disinfection.

Areas of Application:

Actoanid® Fläche New is suitable for disinfection of surfaces in hospitals, medical and dental practices, nursing homes, canteens, nurseries, clinics, etc.

Instructions for Use:

Wear gloves before application. Actoanid Fläche New is a concentrate and has to be diluted. The working solution is applied with a clean cloth/mop in one movement from the clean to the contaminated area, wait 15 min. for effect duration. The cleaned and disinfected area only should be entered after it is completely dried.

Chemical Composition:

100 g contains:

2.5 g of poly (hexamethylene biguanide) hydrochloride, 8.0 g of diethyldimethylammonium chloride and auxiliary substances.

Microbiological Activity	Test Method	Concentration	Effect Time
Bactericidal (inc. MRSA)	EN 13727	0.25 %	15 min.
Bactericidal	EN 16615	0.5%	15 min.
Fungicidal (C. albicans, A. niger)	EN 13624	0.25 %	15 min.
Yeasticidal (C. albicans)	EN 16615	0.5%	15 min.
Tuberculocidal, Mycobactericidal	EN 14348	1 %	15 min.
Limited Virucidal (Vaccinia, BVDV)	EN 14476	1 %	15 min.
Packaging			
Unit	Pieces in a Box	Article-No.	
1 L	14	05.2232.1	
2 L	9	05.2232.2	
5 L	4	05.2232.5	

▼
For warnings and precautions, see the label and user manual.